

Aceclidine, a Pupil-Selective Miotic, Demonstrates Positive Topline Data in Phase 3 Presbyopia Trials

By S. Barry Eiden, OD, and Marc Odrich, MD



Dr. Eiden is medical director of North Suburban Vision Consultants, a multispecialty group practice.

He is CEO and cofounder of the International Keratoconus Academy of Eye Care Professionals. Dr. Eiden is also senior advisor for professional relations for Lenz Therapeutics, Inc., as well as cofounder and president of EyeVis Eye and Vision Research Institute. He is an assistant clinical professor at the University of Illinois at Chicago Medical Center and an adjunct faculty member of the Indiana, Illinois, Midwestern, Salus, SUNY, and UMSL Colleges of Optometry.



Dr. Odrich has been in both private and academic practice and is currently associate professor of ophthalmology at the University of Virginia, where

he practices clinical ophthalmology, specializing in refractive surgery and ocular surface disease. He has played pivotal roles in the development and commercialization of the excimer laser and the femtolasar as former medical director for Visx, Inc., and he currently consults for multiple companies in the areas of corneal and refractive surgery, presbyopia correction, and dry eye disease. He is also chief medical officer for Lenz Therapeutics.



LENZ THERAPEUTICS released topline data from its CLARITY phase 3 clinical trials of LNZ100 for treatment

of presbyopia, which met all primary endpoints and showed a strong safety profile. In the vehicle-controlled CLARITY 2 efficacy trial of LNZ100, LNZ100 demonstrated 71%, 71%, and 40% of participants achieved a ≥ 3 -line improvement at 0.5, 3, and 10 hours, respectively.¹ The company is targeting a mid-2024 FDA submission. These trials were based on a unique and highly pupil selective cholinergic miotic, aceclidine. Aceclidine is a new chemical entity for the United States, and it targets the pupil sphincter muscle with minimal effect on the ciliary muscle. Compared to nonselective miotics, such as pilocarpine and carbachol, aceclidine's pupil-selective mechanism of action achieves a < 2 -mm pupil for expanded depth-of-focus without the myopic shift and other risks associated with unwanted stimulation of the ciliary muscle.

Three CLARITY trials were conducted simultaneously: there were 26-week safety and efficacy studies and a single 6-month safety study evaluating LNZ100 (1.75% aceclidine). These randomized, double-masked trials had broad inclusion criteria, which included subjects 45 to 75 years old (mean 55), refractive status of -4 D to $+1$ D spherical equivalent with ≤ 2 D of astigmatism, and pseudophakes, as well as post-LASIK presbyopes. All subjects

“Aceclidine is a new chemical entity for the United States, and it targets the pupil sphincter muscle with minimal effect on the ciliary muscle.”

had a baseline best-corrected distance visual acuity (BCDVA) at near of 20/50 or worse to detect the required improvements in near acuity.

Results for LNZ100 from the CLARITY 2 trial utilizing the vehicle as a control (Figure 1) assessed improvement in monocular BCDVA at near without the loss of 1 line or more in BCDVA. The following were found:

- **Onset:** 71% achieved 3 lines or greater improvement at 30 minutes.
- **Primary endpoint:** 71% achieved 3 lines or greater improvement at 3 hours.
- **Last measured timepoint:** 40% achieved 3 lines or greater improvement at 10 hours.

The vehicle control response rates were low, and the difference between LNZ100 and vehicle was highly significant at all time points measured ($P < .0001$).

A secondary endpoint measurement of a 2-line or greater gain in monocular BCDVA at near without loss of 1 line or more of BCDVA was achieved in 95% of subjects at hour 1, and 69% of subjects had a 2-line or greater gain at 10 hours (Figure 2). A 2-line improvement in near vision is often considered a clini-

cally relevant improvement that allows individuals to perform many important near vision tasks.

The near vision improvement found in the CLARITY 2 study was consistent across all study days at all time points measured on such study days (Figure 3).

There was no negative impact on distance vision found in either normal- or low-illumination testing. In fact, a statistically significant improvement in BCDVA of 2 to 4 letters was found under normal lighting conditions at all time points compared to preadministration BCDVA ($P < .0001$) (Figure 4).

LNZ100 was well tolerated with no serious treatment-related adverse events (AEs) in the >30,000 treatment days

“There was no negative impact on distance vision found in either normal- or low-illumination testing.”

across all 3 CLARITY trials (Figure 5). Ocular AEs that were reported in CLARITY 1 and 2 trials at a frequency of >5% were instillation site irritation (mild stinging upon instillation), visual impairment (mostly mild dimness), and hyperemia (mild eye redness). All of these reports were classified as mild. There was a vehicle-corrected combined frequency of headache reported in the CLARITY 1 and 2 trials of 7.6%, with the vast majority (89%) graded as mild.

Participant surveys further confirmed

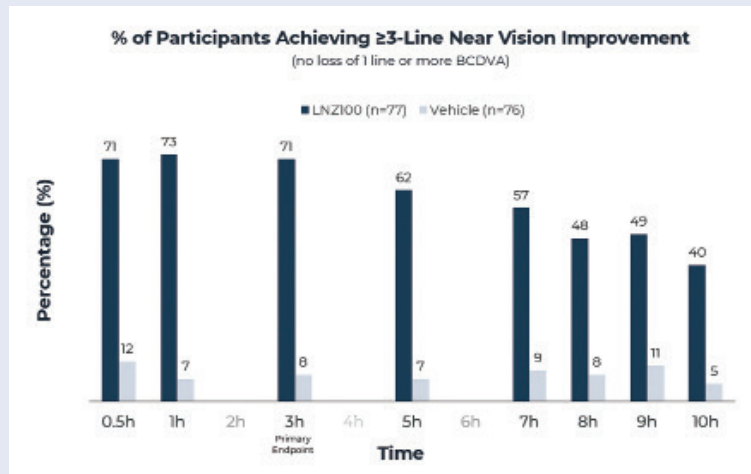


Figure 1. Three-line or greater improvement in monocular best-corrected distance visual acuity (BCDVA) at near in the CLARITY 2 trial, day 1. Near visual acuity was assessed at 40 cm using monocular BCDVA.

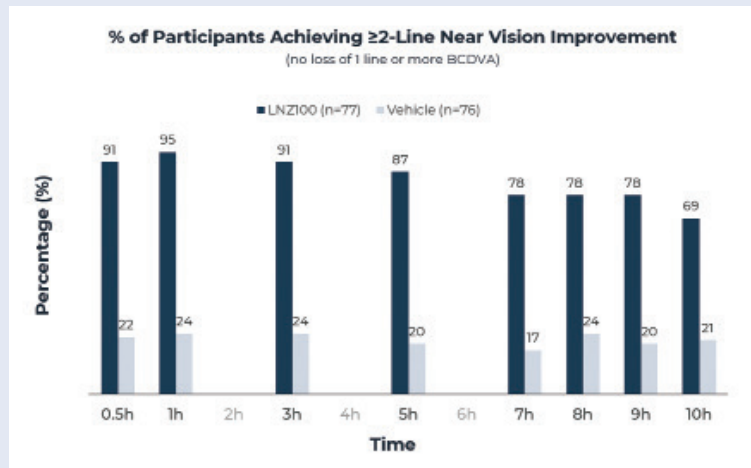


Figure 2. Two-line or greater improvement in monocular BCDVA at near in CLARITY 2, day 1.

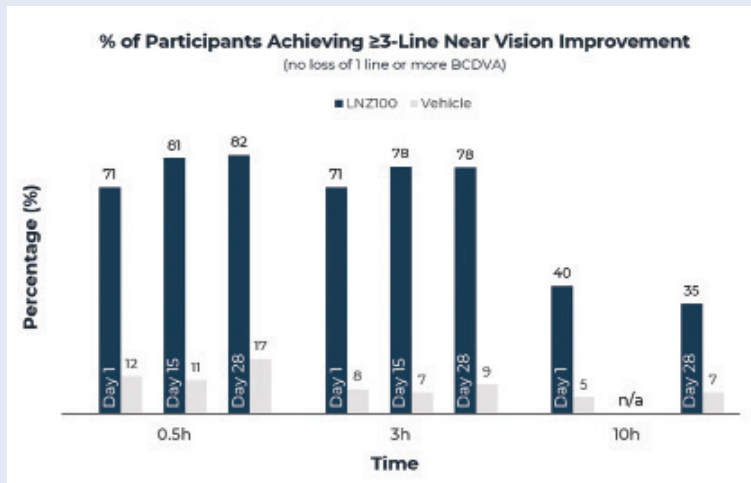


Figure 3. Three-line or greater Improvement in BCDVA at near over a 28-day period in CLARITY 2.

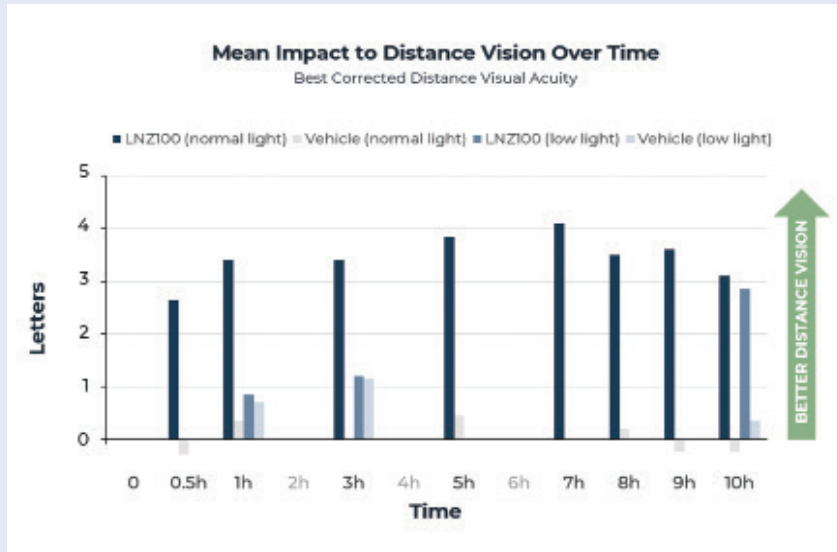


Figure 4. Mean impact to distance vision in normal and low-light conditions in CLARITY 2, day 1.

Pooled analysis of CLARITY 1 & 2			
	LNZ100 N=234 n(%)		Vehicle N=76 n(%)
Ocular AEs			
Instillation site irritation <i>(mild stinging upon instillation)</i>	47 (20.1%)	100% mild	8 (10.5%)
Visual impairment <i>(mild dimness)</i>	31 (13.2%)	100% mild	1 (1.3%)
Hyperemia <i>(mild eye redness)</i>	21 (9.0%)	100% mild	2 (2.6%)
Non-Ocular AEs			
Headache	27 (11.5%)	89% mild 7% moderate	3 (3.9%)

Figure 5. CLARITY 1 and 2 Pooled Data Adverse Events Reports. Figure contains all adverse events >5%,¹ general most common descriptor used by participants.

90%

Noticed improvement in near vision

75%

Would continue to use after study

81%

Would use 4-7 days/week

Figure 6. Results of participant surveys.

the commercial potential of LNZ100, with 90% of participants noticing an improvement in near vision and 75% of the participants indicating that they would continue to use LNZ100 after the study, of whom 81% expected to use the drop 4-7 days per week (Figure 6).

With the successful completion of the phase 3 trials with potential best-in-class data, LENZ is targeting FDA sub-

mission of LNZ100 in mid-2024, and there is great excitement about the promise of a pupil-selective miotic in development for presbyopia to address near vision needs in a new, unique, and effective manner. ■

Reference

1. Topline CLARITY results. Lenz Therapeutics website. Accessed May 8, 2024. <https://ir.lenz-tx.com/news-events/presentations>